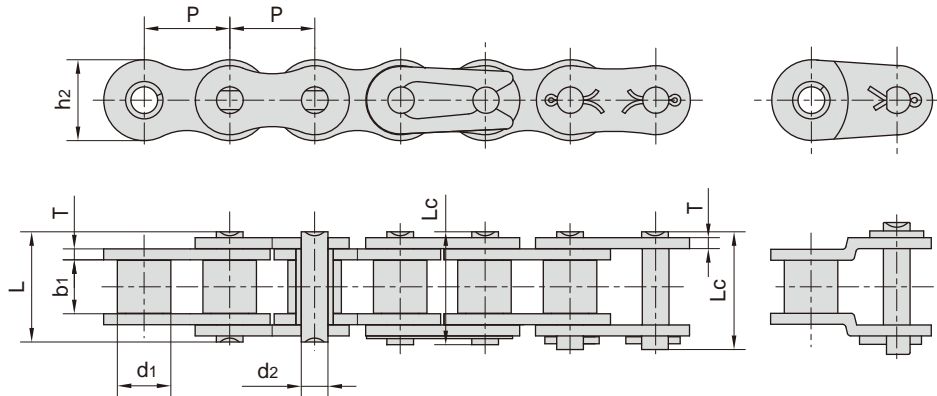


A系列短节距精密滚子链 Short pitch precision roller chains (A series)

单排滚子链/套筒链
Simplex roller chains & bush chains



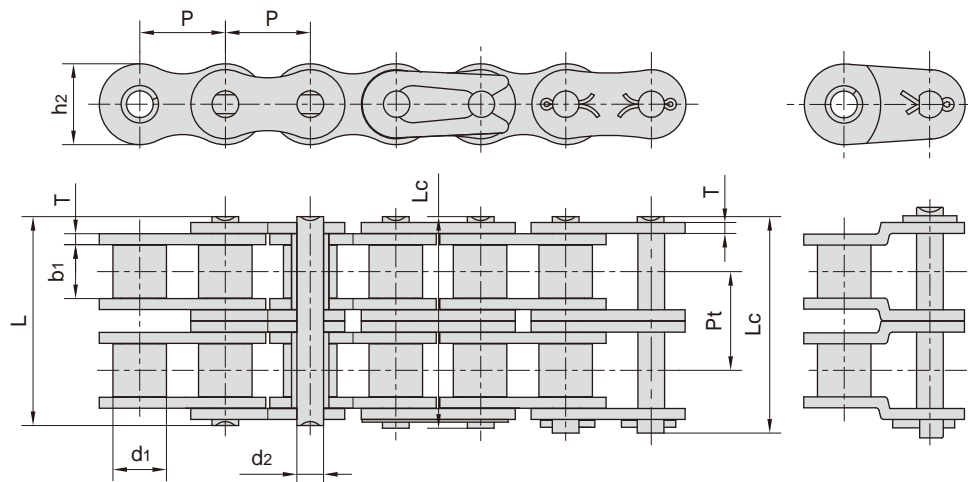
ISO/ANSI/ DIN 链号	东华 链号	节距 Pitch	滚子直径 Roller diameter	内节内宽 Width between inner plates	销轴直径 Pin diameter	销轴长度 Pin length		内链板高度 Inner plate depth	链板厚度 Plate thickness	抗拉强度 Tensile strength	平均抗拉强度 Average tensile strength	每米长重 Weight per meter
						L max	Lc max					
ISO/ANSI/ DIN Chain No.	Donghua Chain No.	P	d1 max	b1 min	d2 max	L max	Lc max	h2 max	T max	Q min	Q ₀	q
		mm	mm	mm	mm	mm	mm	mm	mm	kN/lbf	kN	kg/m
15	*03C	4.7625	2.48	2.38	1.62	6.10	6.90	4.30	0.60	1.80/409	2.0	0.08
*25	*04C-1	6.3500	3.30	3.18	2.31	7.90	8.40	6.00	0.80	3.50/795	5.0	0.15
*35	*06C-1	9.5250	5.08	4.77	3.58	12.40	13.17	9.00	1.30	7.90/1795	11.3	0.33
41	085-1	12.7000	7.77	6.25	3.58	13.75	15.00	9.91	1.30	6.67/1516	12.6	0.41
40	08A-1	12.7000	7.95	7.85	3.96	16.60	17.80	12.00	1.50	14.10/3205	18.6	0.62
50	10A-1	15.8750	10.16	9.40	5.08	20.70	22.20	15.09	2.03	22.20/5045	31.3	1.02
60	12A-1	19.0500	11.91	12.57	5.94	25.90	27.70	18.00	2.42	31.80/7227	43.2	1.50
80	16A-1	25.4000	15.88	15.75	7.92	32.70	35.00	24.00	3.25	56.70/12886	74.3	2.60
100	20A-1	31.7500	19.05	18.90	9.53	40.40	44.70	30.00	4.00	88.50/20114	107.6	3.91
120	24A-1	38.1000	22.23	25.22	11.10	50.30	54.30	35.70	4.80	127.00/28864	163.1	5.62
140	28A-1	44.4500	25.40	25.22	12.70	54.40	59.00	41.00	5.60	172.40/39182	222.5	7.50
160	32A-1	50.8000	28.58	31.55	14.27	64.80	69.60	47.80	6.40	226.80/51545	266.9	10.10
180	36A-1	57.1500	35.71	35.48	17.46	72.80	78.60	53.60	7.20	280.20/63682	361.1	13.45
200	40A-1	63.5000	39.68	37.85	19.85	80.30	87.20	60.00	8.00	353.80/80409	466.8	16.15
240	48A-1	76.2000	47.63	47.35	23.81	95.50	103.00	72.39	9.50	510.30/115977	671.6	23.20

*套筒链：表中滚子直径d1为套筒直径

*Bush chain: d1 in the table indicates the external diameter of the bush

A系列短节距精密滚子链 Short pitch precision roller chains (A series)

双排滚子链/套筒链
Duplex roller chains & bush chains



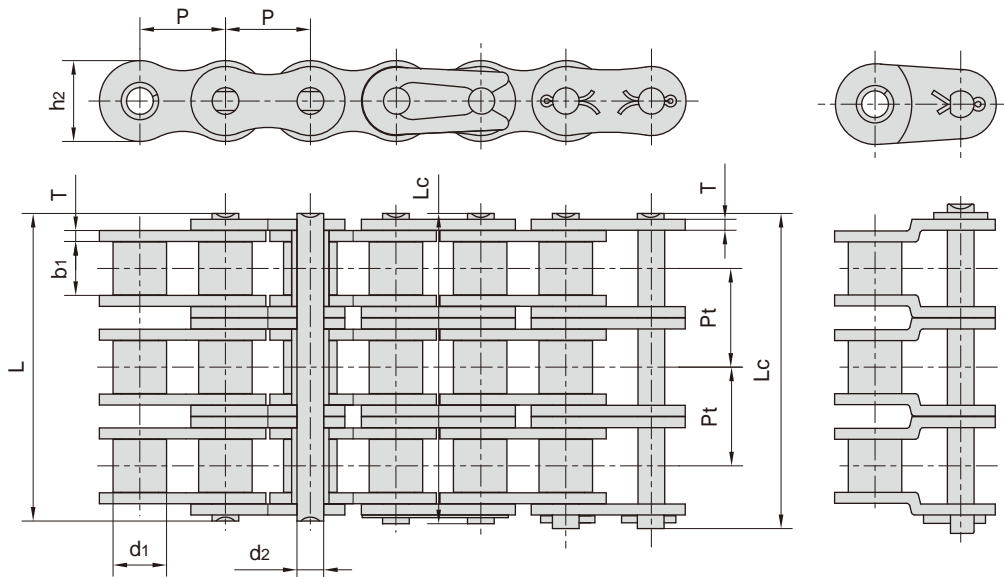
ISO/ANSI/ DIN 链号	东华 链号	节距 Pitch	滚子直径 Roller diameter	内节内宽 Width between inner plates	销轴直径 Pin diameter	销轴长度 Pin length		内链板高度 Inner plate depth	链板厚度 Plate thickness	排距 Transverse pitch	抗拉强度 Tensile strength	平均抗拉强度 Average tensile strength	每米长重 Weight per meter
ISO/ANSI/ DIN Chain No.	Donghua Chain No.	P	d1 max	b1 min	d2 max	L max	Lc max	h2 max	T max	Pt	Q min	Q0	q
		mm	mm	mm	mm	mm	mm	mm	mm	mm	kN/lbf	kN	kg/m
*25-2	*04C-2	6.350	3.30	3.18	2.31	14.5	15.0	6.00	0.80	6.40	7.00/1591	10.0	0.28
*35-2	*06C-2	9.525	5.08	4.77	3.58	22.5	23.3	9.00	1.30	10.13	15.80/3591	22.3	0.63
41-2	085-2	12.700	7.77	6.25	3.58	25.7	26.9	9.91	1.30	11.95	13.34/3032	16.9	0.81
40-2	08A-2	12.700	7.95	7.85	3.96	31.0	32.2	12.00	1.50	14.38	28.20/6409	37.2	1.12
50-2	10A-2	15.875	10.16	9.40	5.08	38.9	40.4	15.09	2.03	18.11	44.40/10091	62.6	2.00
60-2	12A-2	19.050	11.91	12.57	5.94	48.8	50.5	18.00	2.42	22.78	63.60/14455	86.4	2.92
80-2	16A-2	25.400	15.88	15.75	7.92	62.7	64.3	24.00	3.25	29.29	113.40/25773	148.6	5.15
100-2	20A-2	31.750	19.05	18.90	9.53	76.4	80.5	30.00	4.00	35.76	177.00/40227	215.2	7.80
120-2	24A-2	38.100	22.23	25.22	11.10	95.8	99.7	35.70	4.80	45.44	254.00/57727	326.2	11.70
140-2	28A-2	44.450	25.40	25.22	12.70	103.3	107.9	41.00	5.60	48.87	344.80/78364	445.0	15.14
160-2	32A-2	50.800	28.58	31.55	14.27	123.3	128.1	47.80	6.40	58.55	453.60/103091	533.8	20.14
180-2	36A-2	57.150	35.71	35.48	17.46	138.6	144.4	53.60	7.20	65.84	560.50/127386	722.2	29.22
200-2	40A-2	63.500	39.68	37.85	19.85	151.9	158.8	60.00	8.00	71.55	707.60/160818	933.6	32.24
240-2	48A-2	76.200	47.63	47.35	23.81	183.4	190.8	72.39	9.50	87.83	1020.60/213955	1343.2	45.23

*套筒链：表中滚子直径d1为套筒直径

*Bush chain: d1 in the table indicates the external diameter of the bush

A系列短节距精密滚子链 Short pitch precision roller chains (A series)

三排滚子链/套筒链 Triplex roller chains & bush chains



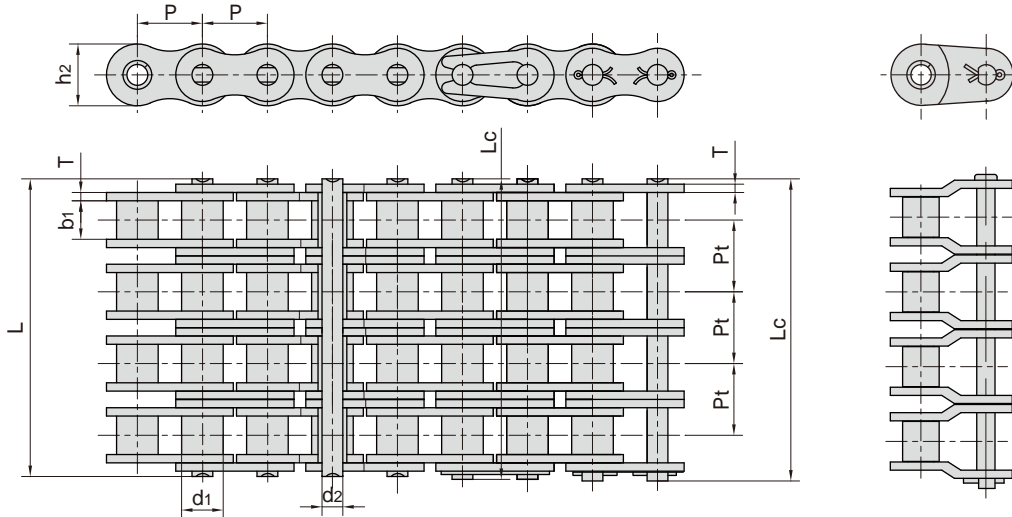
ISO/ANSI/ DIN 链号	东华 链号	节距 Pitch	滚子直径 Roller diameter	内节内宽 Width between inner plates	销轴直径 Pin diameter	销轴长度 Pin length		内链板高度 Inner plate depth	链板厚度 Plate thickness	排距 Transverse pitch	抗拉强度 Tensile strength	平均抗拉强度 Average tensile strength	每米长重 Weigth per meter
ISO/ANSI/ DIN Chain No.	Donghua Chain No.	P	d1 max	b1 min	d2 max	L max	Lc max	h2 max	T max	Pt	Q min	Q0	q
		mm	mm	mm	mm	mm	mm	mm	mm	mm	kN/lbf	kN	kg/m
*25-3	*04C-3	6.350	3.30	3.18	2.31	21.0	21.5	6.00	0.80	6.40	10.5/2386	15.0	0.44
*35-3	*06C-3	9.525	5.08	4.77	3.58	32.7	33.5	9.00	1.30	10.13	23.7/5386	33.9	1.05
40-3	08A-3	12.700	7.95	7.85	3.96	45.4	46.6	12.00	1.50	14.38	42.3/9614	55.8	1.90
50-3	10A-3	15.875	10.16	9.40	5.08	57.0	58.5	15.09	2.03	18.11	66.6/15136	93.9	3.09
60-3	12A-3	19.050	11.91	12.57	5.94	71.5	73.3	18.00	2.42	22.78	95.4/21682	129.6	4.54
80-3	16A-3	25.400	15.88	15.75	7.92	91.7	93.6	24.00	3.25	29.29	170.1/38659	222.9	7.89
100-3	20A-3	31.750	19.05	18.90	9.53	112.2	116.3	30.00	4.00	35.76	265.5/60341	322.8	11.77
120-3	24A-3	38.100	22.23	25.22	11.10	141.4	145.2	35.70	4.80	45.44	381.0/86591	489.3	17.53
140-3	28A-3	44.450	25.40	25.22	12.70	152.2	156.8	41.00	5.60	48.87	517.2/117545	667.5	22.20
160-3	32A-3	50.800	28.58	31.55	14.27	181.8	186.6	47.80	6.40	58.55	680.4/154636	800.7	30.02
180-3	36A-3	57.150	35.71	35.48	17.46	204.4	210.2	53.60	7.20	65.84	840.7/191068	1083.3	38.22
200-3	40A-3	63.500	39.68	37.85	19.85	223.5	230.4	60.00	8.00	71.55	1061.4/241227	1400.4	49.03
240-3	48A-3	76.200	47.63	47.35	23.81	271.3	278.6	72.39	9.50	87.83	1530.9/347932	2014.8	71.60

*套筒链：表中滚子直径d1为套筒直径

*Bush chain: d1 in the table indicates the external diameter of the bush

A系列短节距精密滚子链 Short pitch precision roller chains (A series)

多排滚子链
Multiple strand roller chains



ANSI 链号 ANSI Chain No.	东华 链号 Donghua Chain No.	节距	滚子直径	内节内宽	销轴直径	销轴长度		内链板高度	链板厚度	排距	抗拉强度	平均抗拉强度	每米长重
		Pitch	Roller diameter	Width between inner plates	Pin diameter	L	Lc	Inner plate depth	Plate thickness	Transverse pitch	Tensile strength	Average tensile strength	Weight per meter
		P	d1 max	b1 min	d2 max	L max	Lc max	h2 max	T max	Pt	Q min	Q0	q
		mm	mm	mm	mm	mm	mm	mm	mm	mm	kN/lbf	kN	kg/m
40-4	08A-4	12.700	7.95	7.85	3.96	59.8	61.0	12.00	1.50	14.38	56.4/12687	62.04	2.57
50-4	10A-4	15.875	10.16	9.40	5.08	75.1	76.6	15.09	2.03	18.11	88.8/19976	97.68	4.30
60-4	12A-4	19.050	11.91	12.57	5.94	94.4	96.1	18.00	2.42	22.78	127.2/28614	139.92	6.21
80-4	16A-4	25.400	15.88	15.75	7.92	121.0	124.4	24.00	3.25	29.29	226.8/51020	249.48	10.37
100-4	20A-4	31.750	19.05	18.90	9.53	147.8	152.1	30.00	4.00	35.76	354.0/79635	389.40	15.60
120-4	24A-4	38.100	22.23	25.22	11.10	187.0	190.8	35.70	4.80	45.44	508.0/114278	558.80	23.56
40-5	08A-5	12.700	7.95	7.85	3.96	74.2	75.4	12.00	1.50	14.38	70.5/15859	77.55	3.19
50-5	10A-5	15.875	10.16	9.40	5.08	93.2	94.7	15.09	2.03	18.11	111.0/24970	122.10	5.37
60-5	12A-5	19.050	11.91	12.57	5.94	117.0	118.8	18.00	2.42	22.78	159.0/35768	174.90	7.75
80-5	16A-5	25.400	15.88	15.75	7.92	149.9	153.7	24.00	3.25	29.29	283.5/63775	311.85	12.96
100-5	20A-5	31.750	19.05	18.90	9.53	183.6	187.9	30.00	4.00	35.76	442.5/99543	486.75	19.46
120-5	24A-5	38.100	22.23	25.22	11.10	232.3	236.1	35.70	4.80	45.44	635.0/142848	698.50	29.40
40-6	08A-6	12.700	7.95	7.85	3.96	88.5	89.8	12.00	1.50	14.38	84.6/19031	93.06	3.83
50-6	10A-6	15.875	10.16	9.40	5.08	111.3	112.8	15.09	2.03	18.11	133.2/29964	146.52	6.43
60-6	12A-6	19.050	11.91	12.57	5.94	139.8	141.8	18.00	2.42	22.78	190.8/42921	209.80	9.31
80-6	16A-6	25.400	15.88	15.75	7.92	179.2	183.0	24.00	3.25	29.29	340.2/76530	374.22	15.50
100-6	20A-6	31.750	19.05	18.90	9.53	219.4	223.7	30.00	4.00	35.76	531.0/119452	584.10	23.36
120-6	24A-6	38.100	22.23	25.22	11.10	278.0	282.0	35.70	4.80	45.44	762.0/171417	838.20	35.30
40-8	08A-8	12.700	7.95	7.85	3.96	117.3	118.5	12.00	1.50	14.38	112.8/25375	124.08	5.11
50-8	10A-8	15.875	10.16	9.40	5.08	147.5	149.0	15.09	2.03	18.11	177.6/39952	195.36	8.59
60-8	12A-8	19.050	11.91	12.57	5.94	185.8	187.6	18.00	2.42	22.78	254.4/57229	279.84	12.37
80-8	16A-8	25.400	15.88	15.75	7.92	237.8	241.6	24.00	3.25	29.29	453.6/102040	498.96	20.67
100-8	20A-8	31.750	19.05	18.90	9.53	290.8	295.1	30.00	4.00	35.76	708.0/159270	778.80	31.14
120-8	24A-8	38.100	22.23	25.22	11.10	368.8	372.8	35.70	4.80	45.44	1016.0/228557	1176.00	47.07